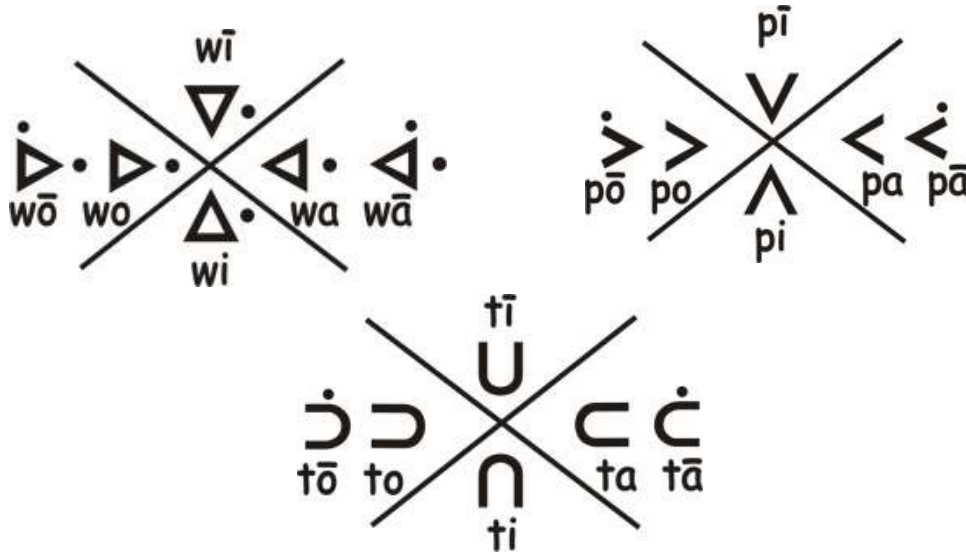
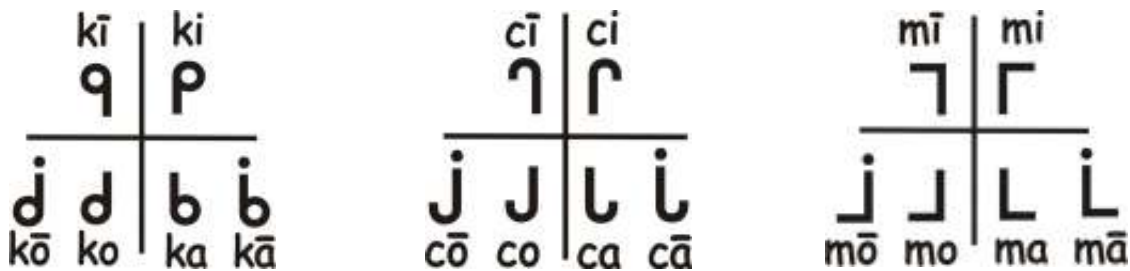


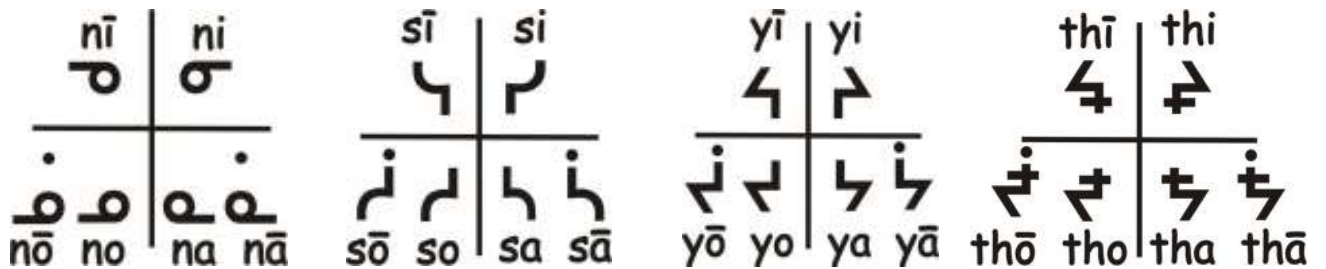
The first step in learning syllabics is to use mnemonic devices that represent syllabics set in different positions. For instance, the vowels i, o, and a will always point a certain direction when alone or in front of the consonants w, p and t. *Please note the placement of the vowels.*



The syllabics will also be set in a different position when placed after the consonants k, c and m in the Face Out position *Please note the placement of the vowels:*



n, s, y, and th in the Face In position *Please note the placement of the vowels:*



Using and memorizing these mnemonic devices, you will greatly enhance your ability to write syllabics.

Many of my colleagues here at the CRU department used a different method for the consonants k, c, m, n, s, y and th. They would use a large "I":

q	p
kī	ki
kō ko	ka kā
ḍ ḍ	b ḅ

ḥ	ḥ
cī	ci
cō co	ca cā
ḍ ḍ	ḅ ḅ

ḥ	ḥ
mī	mi
mō mo	ma mā
ḍ ḍ	ḅ ḅ

ḥ	ḥ
nī	ni
nō no	na nā
ḍ ḍ	ḅ ḅ

ḥ	ḥ
sī	si
sō so	sa sā
ḍ ḍ	ḅ ḅ

ḥ	ḥ
yī	yi
yō yo	ya yā
ḍ ḍ	ḅ ḅ

ḥ	ḥ
thī	thi
thō tho	tha thā
ḍ ḍ	ḅ ḅ